

First Communion Frame & Cross Box

Recipe Courtesy of Gare, Inc.

Ingredients

5093-5 x 7 Wide Message
Frame w/Glass & Easel
7112-Cross Box

FS2301-Smile Face
FS2382-Tahiti Teal
FS2383-Sweet Pea
FS2324-Hint O Mint
FS2311-The Color Purple
FS2390-Orange Crush
FS2320-Grape Escape
FS2391-Red Blaze
FS2300-Polar Bear
FS2323-Jumpin Juniper

Ultimate II-2/0 liner #6630
ColorStix Soft Fan Brush
#6541
Ultimate II-#8 round #6603
Duck Brand Contact Paper
Tracing Paper
Pencil
Sharpie Marker
Fun Writer/Fine Point



Letters done with Cricut Alphalicious and Duck Brand Contact Paper. You can also use regular paper or whatever works best for you.

- *Always apply 3 coats of color unless otherwise instructed*
- *When sponging on paint, always dap onto a scrap item before your piece to avoid an excess of paint*

Directions

Frame

Lettering-

Cut letters 1 ½". Take the paper the letters are cut from and stick that on the frame, (creates a stencil). Sponge all the letters with one coat of Tahiti Teal. Let Dry then add a second coat on to the first two words. Sponge Jumpin' Juniper from the top of the remaining letters to slightly below their middles to create a dark to light effect.

gare[®]

phone 1.888.289.4273 x.17 fax 1.800.292.0885 email:srogers@gare.com www.gare.com

Pattern-

Trace pattern onto tissue paper in pencil, then onto frame using Sharpie marker.
Put angled rectangles in place first. Paint rectangle on left with 2 coats of Hint-O-Mint. Paint the rectangle on the right with 2 coats of Sweet Pea. Let dry completely.

Trace onto frame the remaining patterns; cross, bird, heart, and sun.

Cross-Center cross The Color Purple; outer cross Smiley Face.

Heart-Red Blaze

Squiggle-Fun Writer w/Polar Bear

Bird-2 coats Polar Bear; outline in Grape Escape leaving a slight inner outline of the Hint-O-Mint.

Inner square 2 coats Color Purple

Outer square 2 coats Grape Escape

Sun-Paint inside and every other ray of sun w/2 coats of Smiley Face. Let dry.

Paint remaining rays w/2 coats of Orange crush. Outline sun with Orange Crush.

Heart-2 coats of Jumpin Juniper. Outline with The Color Purple.




Cross Box

Top-Use same directions as given for cross in frame recipe.

Bottom-3 coats of Jumpin Juniper

gare[®]

phone 1.888.289.4273 x.17 fax 1.800.292.0885 email:srogers@gare.com www.gare.com



gare[®]

phone 1.888.289.4273 x.17 fax 1.800.292.0885 email: srogers@gare.com www.gare.com